



Mangalmay Institute of Management Technology
Greater Noida (U.P.)



MANGALMAY
INSTITUTE OF MANAGEMENT TECHNOLOGY



CERTIFICATION COURSE IN TALLY ERP9

B.Com 1st Year

15th Nov. 2022 – 23th Feb. 2023

Resource Person

Mr. PRETUSH GUPTA

Trainer, Albatross

www.mimt.org | Plot No. 8 & 9, Knowledge Park-II, Greater Noida, Delhi-NCR, India

SYLLABUS (48 Hours)

Unit	Course Contents
------	-----------------



Unit 1	<ol style="list-style-type: none">1. Tally Introduction: Application of Tally2. Various versions of Tally. Accounts Information-Business Transactions Double Entry System3. Recording4. Ledgers and Groups.
Unit 2	<ol style="list-style-type: none">1. Inventory Information- Stock Groups2. Stock Items3. Units of Measure4. Accounting Vouchers- Receipts Vouchers5. Payment Vouchers6. Purchase Vouchers7. Sales Vouchers8. Contra Vouchers9. Journal Vouchers10. Debit Note11. Credit Note12. Memorandum Vouchers
Unit 3	<ol style="list-style-type: none">1. TDS Calculation2. TDS Entry3. TDS Reports4. Enabling GST Feature5. Ledgers for GST6. Voucher Entry with GST7. GST Invoices
Unit 4	<ol style="list-style-type: none">1. Date Management- More than one year company creation2. Change Period3. Payroll System4. Discount Management- Cash Discount5. Trade Discount6. Vouchers Types7. Back up



	8. Restore.
Unit 5	<ol style="list-style-type: none">1. Display- Trial Balance2. Day Book3. Account books4. Statement of Accounts5. Inventory Books6. Statements of Inventory7. Cash/fund flow8. Payroll Reports9. List of Accounts10. Exception Reports11. Print Management12. Various Types of Company- Traders Processional13. Opening Balance with New Company Other Options

SCHEDULE

Session	Content	Time	Date
S1	Tally Introduction: Application of Tally Various versions of Tally. Accounts Information-Business Transactions Double Entry System Recording	10AM – 12PM	15-Nov-2022



S2	Accounting Configuration & Features Company Creation, Alteration Group Creation Multiple Group Creation	10AM – 12PM	18-Nov-2022
S3	Ledger Creation Multiple Ledger Creation Ledgers and Groups	10AM – 12PM	22-Nov-2022
S4	Inventory Information: Inventory configuration & features Inventory info. Menu Stock groups Stock Items Units of Measure	10AM – 12PM	25-Nov-2022
S5	Accounting Vouchers: Receipts Vouchers Payment Vouchers Purchase Vouchers	10AM – 12PM	29-Nov-2022
S6	Accounting Vouchers: Sales Vouchers Contra Vouchers Journal Vouchers	10AM – 12PM	02-Dec-2022
S7	Voucher Entry: Debit Note Credit Note Memorandum Vouchers	10AM – 12PM	06-Dec-2022
S8	Voucher Entry: Inventory Voucher	10AM – 12PM	09-Dec-2022



S9	Advance Inventory: Order Processing Reorder Levels Batch Wise Details Bills of Material	10AM – 12PM	13-Dec-2022
S10	Advance Inventory: Batch Wise Details Price List Additional Cost Details	10AM – 12PM	16-Dec-2022
S11	Taxes: TDS TDS Report TCS	10AM – 12PM	20-Dec-2022
S12	Taxes: Concept of GST Activation of GST Setting Up GST Rates Updating Stock Items and Stock Groups for GST Compliance	10AM – 12PM	23-Dec-2022
S 13	Purchase Voucher with GST: Updating GST Number for Suppliers Intra-State Purchase Entry in GST (SGST + CGST) Inter-State Purchase Entry in GST (IGST) GST Purchase Entry for Unregistered Dealer in Tally	10AM – 12PM	10-Jan-2023
S14	Sales Voucher with GST: Updating GST Number for Suppliers	10AM – 12PM	13-Jan-2023



	Intra-State Sales Entry in GST (SGST + CGST) Inter-State Sales Entry in GST (IGST)		
S15	Payroll System: Employee Creation Employee Attendance Register Pay Head Creation Salary Report	10AM – 12PM	17-Jan-2023
S16	Advanced Accounting: Multiple Currencies Activating Interest Calculations	10AM – 12PM	20-Jan-2023
S17	Bank Reconciliation Budgets & Control	10AM – 12PM	24-Jan-2023
S18	Cash/fund flow Fund flow Statement	10AM – 12PM	27-Jan-2023
S19	Display- Trial Balance Day Book Account books	10AM – 12PM	31-Jan-2023
S20	Statement of Accounts Inventory Books Statements of Inventory	10AM – 12PM	3-Feb-2023
S21	Point of Sale (PoS): Features of PoS, Configuring PoS in Tally ERP 9, Entering PoS transactions, Generating PoS reports	10AM – 12PM	7-Feb-2023



S22	Search, Filter and Sorting: Searching and Finding particular entries Sorting with Alias, Numbers and Texts List of Ledgers and Groups	10AM – 12PM	10-Feb-2023
S23	Exception Reports Print Management	10AM – 12PM	14-Feb-2023
S24	Technological Advantages of Tally. ERP9 Tally Vault Security Control Tally Audit Backup and Restore Split Company data Export & Import	10AM – 12PM	17-Feb-2023
Exam for Certification Course in Computer		10AM – 12PM	23-Feb-2023

PROFILE OF RESOURCE PERSON

Mr.Pretush Gupta, Trainer, Albatross

I am a dedicated and self-motivated Computer Trainer with two years of valuable experience in the education sector. My passion for technology and commitment to fostering a dynamic learning environment have contributed significantly to the success of the institutions I have been associated with.

My diverse experience and continuous engagement with multiple educational institutions reflect my adaptability and commitment to staying updated with the latest trends in the field of computer training. I am eager to contribute further to the growth and success of educational institutions by imparting valuable skills to the next generation of IT professionals.



Mangalmai Institute of Management Technology
Greater Noida (U.P.)



	Report
--	---------------



Name of Course	Certification Course in Tally ERP9
Date	15th November, 2022 to 14th February, 2023
Venue	Computer Lab, MIMT
Organized by	Management Department
Name of External Examiner	Mr.Pretush Gupta
Beneficiary	B.Com 1 st Year Students (84)
Name of Internal Examiner	Ms.Neha Dhingra
Objective	<p>The aim of this certification course is:</p> <ul style="list-style-type: none">● To impart knowledge about financial accounting concepts.● To make them learn how to keep track of finances.● To provide hands-on training along with theoretical concepts.
Content	<p>Today, computers are used in more environments and for more functions than ever before, and their use is only expected to increase. In the accounting world, it is software that manages business finances. Tally provides a comprehensive information security framework that secures user data by authenticating, authorizing, encrypting, and maintaining its integrity. By understanding the need Mangalmai Institute of Management and Technology organized a 48-hour Certification Program on Computer for B.com 1st year students.</p> <p>The following topics covered under the course.</p> <p>Day 1: Introduction of Tally Software</p> <p>The types of accounts, golden rule of accounting and the journal entries discussed and in tally software how to open a company or firm or how to shut the company and the information related to the basic use of tally was shared.</p> <p>Day 2: Accounting Configuration and Features</p> <p>The expert taught about the different features of a company can be selected or modified by F11: Features button. This button is available in almost all screens of Tally.</p> <p>Day 3: Ledger Creation</p>



It is a very important step as many journal entries depend on the correct grouping. How to create the ledger and how to group them would be taught in the class. For creation of ledger heads, choose the following menu/sub-menu: Accounts Info. → Ledgers → Create (under Single Ledger). Thereafter a screen for Ledger Creation will appear. Write the name of the Ledger head, the name of the related Group head (against the field 'Under'), and other information as required.

Day 4: Inventory Information

Stock Item refers to goods that the businessman manufactures or trade. It is the primary inventory entity and is the lowest level of information on the inventory. Creation of stock item one by one, creation of stock item in one-go and creation of alternate units for stock items would be taught. In addition to this, how to alter the stock item and how to display the stock items are also taught.

Day 5: Accounting Vouchers

The resource person discussed Receipts Vouchers, Payment Vouchers and Purchase Vouchers (Item Invoice & Accounting Invoice). He explained the importance of these vouchers also. Students learnt that some points should be noted for journal entries under Accounting Voucher i.e. unlike the manual system, the credit side may have to be entered first while making voucher entries.

Day 6: Accounting Vouchers Entry:

Students also learnt about the Sales (Item Invoice & Accounting Invoice), Contra & Journal Vouchers and the importance. While passing entries in Payment and Receipt journals, choose Cash or Bank against the field Account: and under Particulars choose the ledger head against which payment or receipt is involved.

Day 7: Voucher Entries:

The resource person explained about Debit Note, Credit Note and how it can be used and in which situation these instruments are used. He also discussed Memorandum Vouchers. Debit note, Credit note & Journal. Debit and Credit note journals can be activated through F11 Key. Alteration/Deletion of voucher entry was also taught

Day 7: Journal Entries/Voucher Entries

Journal entries related to the purchase, sales, contra and journal vouchers would be taught. The rules related to credit sale or purchase and cash sale



purchase were also taught.

Day 8: Voucher Entry: Inventory Vouchers

There are purchases of raw-materials (or finished goods in case of a trader) and sale of finished goods, including returns) which require the inventory voucher for recording purposes. Students were taught about the 6 type's inventory journal i.e. Stock Journal, Physical /stock, Delivery Note, Receipt Note, Rejection In and out for recording the inventory.

Day 9: Advance Inventory

Students were taught that for the advanced mode, they needed to enable advanced configuration and features for stock item master in F12: Configure and F11: Features. Students learnt that in advanced mode, it considers the past consumption patterns to suggest reorder levels but can choose to define their own reorder levels.

Day 10: Advance Inventory

Students also learnt about the batch wise details, price list & additional cost details. While making a purchase entry, can directly allocate the stock item into one or more batches depending on the business situation.

Day 11: Taxes

Students learnt about the recording of TDS and TCS. Expert discussed that record a purchase voucher with GST for the complete transaction, and then deducts TDS in journal voucher.

Day 12: GST

GST is an Indirect Tax which has replaced many Indirect Taxes in India. Students have a basic understanding of how GST works; understand the working of GST in Tally along with its accounting and calculation. Activation of GST and creation of vouchers related to GST i.e. such as Purchase, Sales, State GST, Central, Integrated GST, Stock item names etc. were taught in this session.

Day 13: Purchase Voucher with GST

Students learnt that after activation of GST, Recording of purchase of goods and services (inward supply) which attract GST can be done using the purchase voucher. Experts also discussed the inter as well as intra state supply.

Day 14: Sales Voucher with GST



Expert taught about the GST Sales entry in the tally and also taught them about the CGST, SGST & IGST. Students were also taught that if a business has multiple lines of products charging different GST rates, it is advisable to create multiple GST ledgers for different tax rates for easy understanding and reconciliation.

Day 15: Payroll System

Firstly the expert taught about how to enable payroll features then also explained how to create employee master, payroll units, heads for salary components etc.

Day 16: Advanced Accounting

Expert discussed the multi currency facilities & interest calculation. Expert also explained the use of foreign currencies in the transactions in which the customers want the invoice.

Day 17: Bank Reconciliation

Students learnt about the bank reconciliation statement which shows the difference between the bank balance shown in an organization's bank statement, as supplied by the bank, and the corresponding amount shown in the organization's own records at a particular point of time.

Day 18: Cash & Fund Flow Statement

The expert explained about the cash flow and fund flow statement which can be created in the tally. Expert explained that fund flow statement can be viewed by pressing Alt+G (Go To) > type or select Funds Flow > press Enter or alternatively by, Gateway of Tally > Display More Reports > Funds Flow.

Day 19: Display

Expert discussed that display screens of Tally.ERP 9 are dynamic and interactive. Trial Balance provides you a report on the account balances sorted by groups, for all the accounts of the selected company. In other words, the Trial balance displays a collection of main groups and their closing balances. All the other Tally.ERP 9 reports are classified into two broad categories, namely. Accounting reports and Inventory reports.

Day 20: Display: Statement of Accounts

Expert explained that gateway of Tally displays only the Balance Sheet and Profit & Loss Account directly as these statements are considered the most important. Also explain that The Cash Flow and Funds Flow display



	<p>too has not been grouped under Statements of Accounts.</p> <p>Day 21: Point of Sales</p> <p>Students learnt that it is a computerized cash register which adds the sales total, computes tax, calculates the change from the money tendered and automatically adjusts the store's inventory to debit the amount of inventory sold.</p> <p>Day 22: Search, Filter and Sorting</p> <p>Expert explained about the importance of features like search, filter and sorting and how to use these features also explained.</p> <p>Day 23: Exception Reports</p> <p>Expert taught about the exception reports like Negative Stock, Negative Ledgers, Overdue Receivables, Overdue Payables, Memorandum Vouchers, Reversing Journals, Optional Vouchers, Cancelled Vouchers, Post-dated Vouchers, E-Mail IDs, Excise Dealer</p> <p>Day 24: Technology Advantage of Tally.Erp</p> <p>Expert discussed about the technology advantage of tally erp9 i.e. Tally Vault, Security Control, Tally Audit, Backup and Restore, Split Company data, Export & Import, Printing Report, Data Synchronization</p> <p>During the sessions, the expert went through the important aspects such as inventory information, cash flow, fund flow, payrolls etc. In almost every session students practiced their learning from the theoretical concepts.</p>
Outcome of Activity	Students are able to learn and practice the Tally. ERP9 which is being advance tool, it will increase their employability



Mangalmai Institute of Management Technology
Greater Noida (U.P.)



Examination/ Answer Script



Mangalmai Institute of Management Technology
Greater Noida (U.P.)



Subject: Tally
Class: BBA 1st Year
Name of Student:

Time: 2 Hours

Answer all the following questions.

Total Marks: 100

Q1. Record the following transaction in tally

10

TAX INVOICE					
GSTIN : 07JTCNF5639E1ZR		Original Copy			
JETAGE COMPUTER TRADERS					
208, Sahyog Building 58, Nehru Place, Delhi -11019 Phone No. : 9256992278, Fax No. 011-50150155					
Party Detail :- Rajdhani Home Appliances 110A, Building No. -12, Osian Building Nehru Place, Delhi GSTIN :			Invoice No. : 016 Dated 01-04-2020 Payment Credit Reverse Charge NA Place of Supply Delhi		
Ship to :- Same as above					
S.N.	Description of Goods	HSN Code	Qty	Price	Amount
1	Apple MacBook Air, 13-inch Laptop (Core i5/8GB/128GB/OS Mojave/Intel HD 6000)	84713010	5 Pcs	56500.00	282500.00
Invoice Value in Words: - Three lac thirty three thousand three hundred fifty only			Total		282500.00
Terms and Conditions :- 1 Goods once sold will not be taken back 2 Goods sold under manufactures warranty 3 Interest @18% p.a charge on delay payment 4 Subject to Delhi Jurisdiction only			Add : CGST@ 9%		25425.00
			Add : SGST @ 9%		25425.00
Receiver's Signature			Grand Total		333350.00
			For Jetage Computer Traders <i>R. Malhotra</i> Authorised Signatory		



Q2. Record the following transaction in tally

10

1. Started business with cash 7,00,000.
2. Open bank account in PNB with cash Rs 40,000.
3. Purchase good for cash of Rs 45,000.



Mangalmay Institute of Management Technology



Greater Noida (U.P.)

4. Purchase machinery on cash from Ramesh Rs 45,500
5. Paid rent ₹ 70,000
6. Sold good on credit to Mr.Nitin Sharma ₹ 4,00,000
7. Commission received ₹ 56,000
8. Purchase good on credit from super Pvt. Ltd ₹ 23,000
9. Received cash from Mr.Nitin Sharma ₹ 3,00,000
10. Received cash from Mr.Nitin Sharma ₹ 1,00,000

Q3. Record the following transaction in tally

10

S.No.		HSH Code	DESCRIPTION OF GOODS	NO. OF PKGS	TOTAL QTY.	RATE PER UNIT	TOTAL AMOUNT	DISCOUNT	TAXABLE VALUE	
1		85287213	61 CM (24") LED TV WITH MAIN BOARD Videocom, FULL HD LED TV	6	12	12500	150000.00	1200.00	148800.00	
2		85287215	81 CM (32") LED TV WITH MAIN BOARD Videocom, FULL HD LED TV	3	6	13500	81000.00	600.00	80400.00	
SUB Total				4 Pkgs	8 SET				229200.00	
Ins Policy No.-55100/21/18/9976				Centre GST @ 9%					-	
Total Invoice Value in Words				State GST @ 9 %					-	
				Integrated GST @ 18 %						41256.00
Rupee: Two lac seventy thousand four hundred fifty six only							GRAND TOTAL		270456.00	
Certified that the particulars given above are true and correct and the amount indicated represents the price actually charged and there is no flow of additional consideration directly or indirectly from the buyer <i>Arvind Kumar</i> <i>Davinder</i> Head Office : 212, Industrial Area-1, Okhala, Delhi Prepared by Checked by Authorised Signatory										

Q4. Record the following transaction in tally

10

1. Started business with cash 5,00,000.
2. Open bank account in HDFC with cash Rs 10,000.



Mangalmay Institute of Management Technology



Greater Noida (U.P.)

3. Purchase good from Suresh & Sons co. of Rs 4,00,000.
4. Purchase machinery on cash from MukeshRs 45,500
5. Paid rent ₹ 70,000
6. Sold good on credit to Mr.Abhishek ₹ 40,00,000
7. Commission received ₹ 16,000
8. Purchase good on credit from Infra Pvt. Ltd ₹ 45,000
9. Received cash from Mr.Abhishek ₹ 30,00,000
10. Received cash from Mr.Abhishek ₹ 10,00,000

Q5. Record the following transaction in tally

10

Bill of Supply					
					Phone No. 011- 25326512
RAJDHANI HOME APPLIANCES					
<i>Whole sale Supplier of Laptop, Home Appliances, Air Conditioners</i>					
110A, Building No. - 12, Osian Building, Nehru Place, Delhi					
Invoice No.	1001	Payment Terms	Credit		
Date	01-04-2020	Place of Supply	Delhi		
Order No.	-	Transportation Mode	Pick up		
Billed to (Buyer) :- Digicel Computer Solution Shop No.-1, Gate No.- 3 Chattarpur, Delhi - 110074			Shipped to (Consignee) :-		
			GSTIN		
S.No.	PARTICULARS	HSN	Qty	Rate	Amount (Rs.)
1	Apple MacBook Air, 13-inch Laptop (Core i5/8GB/128GB/OS Mojave/ intel HD 6000)	84713010	3 Pcs	70800.00	212400.00
Total Amount					212400.00
Discount (if any)					
Total Taxable Value					212400.00
					0.00
					0.00
Rupee: Two Lac twelve thousand four hundred only				Grand Total	212400.00
Terms and Conditions :-		For RAJDHDHANI HOME APPLIANCES			
1 Goods once sold will not be taken back.		<i>Raj kumar</i>			
2 Goods sold under manufactures warranty.		Authorised Signatory			
3 Interest @18% p.a charge on delay payment		Signature of the Receiver			
4 Subject to Delhi Jurisdiction only.					



Q6. Record the following transaction in tally

Bill of Supply					Phone No. 011- 25326512	
RAJDHANI HOME APPLIANCES <i>Whole sale Supplier of Laptop, Home Appliances, Air Conditioners</i> 110A, Building No. - 12, Osian Building, Nehru Place, Delhi						
Invoice No. 1002 Date 02-04-2020 Order No. -			Payment Terms Cash Place of Supply Delhi Transportation Mode By Rickshaw			
Billed to (Buyer) :- Cash P.k. Sharma			Shipped to (Consignee) :- GSTIN			
S.No.	PARTICULARS	HSN	Qty	Rate	Amount (Rs.)	
1	Videocom VKA32HX08 81 cm (32) (HD Ready LED Television)	85287215	1 Pcs	18880.00	18880.00	
Total Amount					18880.00	
Discount (if any)						
Total Taxable Value					18880.00	
					0.00	
					0.00	
Rupee: Eighteen Thousand thousand eight hundred eighty only					Grand Total 18880.00	
Terms and Conditions :- 1 Goods once sold will not be taken back. 2 Goods sold under manufactures warranty. 3 Interest @18% p.a charge on delay payment 4 Subject to Delhi Jurisdiction only.			For RAJDHDHANI HOME APPLIANCES <i>P.S. sharma</i> Authorised Signatory Signature of the Receiver			



Q7. Record the following transaction in tally

10

GSTIN :- 04AUDCA2328K1ZU					Tax Invoice
<h2>Uniair Aircon Pvt. Ltd.</h2> <p>Plot No. 144, Industrial Area, Phase- 1, CHANDIGARH Phone No. 0172-5036666, Email : sales@uniair.com</p>					
Bill To:- Rajdhani Home Appliances 110A, Building No. -12, Osian Building Nehru Place, Delhi GSTIN : 07RPAPS9876E1ZX			Invoice No. : 2701 Dated : 02-04-2020 Order Ref. : 21/18 Payment Mode : Credit Transportation : By Truck Vehicle No. : CH 04B 3344 Place of Supply : Delhi		
ShipTo :- Rajdhani Home Appliances 110A, Building No. -12, Osian Building Nehru Place, Delhi GSTIN : 07RPAPS9876E1ZX					
S.N.	Description of Goods	HSN Code	Qty	Price	Amount (Rs.)
1	Uniair - Split AC (1.5 Ton, 5 Star Rating, Red)	84151010	2	20000.00	40000.00
2	Uniair - Split AC (2.0 Ton, 3 Star Rating, White)	84158310	10	24000.00	240000.00
Total					280000.00
Less Discount (if any)					
Taxable Value					280000.00
Add IGST @ 28%					78400.00
Rupee: Three lac fifty eight thousand four hundred only					G. Total 358400.00
Terms and Conditions :- 1 Goods once sold will not be taken back 2 Goods sold under manufactures warranty 3 Interest @18% p.a charge on delay payment 4 Subject to Chandigarh Jurisdiction only			Receiver's Signature For Uniair Aircon Pvt. Ltd. <i>Jai Pal Singh</i> Authorised Signatory		



Q8. Record the following transaction in tally

10

TAX INVOICE						
GSTIN : 07RPAPS9876E1ZX		Phone No. 011- 25326512				
RAJDHANI HOME APPLIANCES						
<i>Whole sale Supplier of Laptop, Home Appliances, Air Conditioners</i>						
110A, Building No. - 12, Osian Building, Nehru Place, Delhi						
Invoice No.	1003	Payment Terms	Credit			
Date	02-04-2020	Place of Supply	Haryana			
Order No.	-	Transportation Mode	Tempo : DL 04WE 3421			
Billed to (Buyer) :- Mahalaxmi Trading Company Showroom No-86, Sector-15 Faridabad (Hry)		Shipped to (Consignee) :- Mahalaxmi Trading Company Showroom No-86, Sector-15 Faridabad (Hry)				
Buyer's GSTIN : 06MCTFS8734H1Z4		Consignee GSTIN : 06MCTFS8734H1Z4				
S.No.	PARTICULARS	HSN	Qty	Rate	Amount (Rs.)	
1	Videocom VMA24FH02 61 cm (24) (Full HD LED Television)	85287213	10 Pcs	13800.00	138000.00	
Total Amount					138000.00	
Discount (if any)						
Total Taxable Value					138000.00	
Add : IGST @ 18%					24840.00	
Rupee: One lac sixty two eight thousand hundred forty only					Grand Total	162840.00
Terms and Conditions :-		For RAJDHDHANI HOME APPLIANCES				
1 Goods once sold will not be taken back.		<i>Raj kumar</i>				
2 Goods sold under manufactures warranty.		Authorized Signatory				
3 Interest @18% p.a charge on delay payment		Signature of the Receiver				
4 Subject to Delhi Jurisdiction only.						
Practice Project : City Commerce Academy Online Training : www.onlinecca.com						



Q9. Record the following transaction in tally

10

TAX INVOICE					
GSTIN : 07RPAPS9876E1ZX			Phone No. 011- 25326512		
RAJDHANI HOME APPLIANCES					
<i>Whole sale Supplier of Laptop, Home Appliances, Air Conditioners</i>					
110A, Building No. - 12, Osian Building, Nehru Place, Delhi					
Invoice No.	004	Payment Terms	Credit		
Date	02-04-2020	Place of Supply	Haryana		
Order No.	-	Transportation Mode	By Truck : DL 6XX 9876		
Billed to (Buyer) :- Max Electronics UGF 22 M Plaza, M G Road Krishna Market, Gurgaon (Hry)			Shipped to (Consignee) :- Max Electronics UGF 22 M Plaza, M G Road Krishna Market, Gurgaon (Hry)		
Buyer's GSTIN : 06MPEHG2673U1ZF			GSTIN : 06MPEHG2673U1ZSF		
S.No.	PARTICULARS	HSN	Qty	Rate	Amount (Rs.)
1	Voltas 185 JY Split AC (1.5 Ton, 5 Star Rating, White)	84151010	2 Pcs	28600.00	57200.0
Total Amount					57200.0
Discount (if any)					
Total Taxable Value					57200.0
Add : IGST @ 28 %					16016.0
Rupee: Seventy three thousand two hundred sixteen only					Grand Total 73216.0
Terms and Conditions :-			For RAJDHDHANI HOME APPLIANCES		
1 Goods once sold will not be taken back.			<i>P.S. sharma</i> Authorised Signatory Signature of the Receiver		
2 Goods sold under manufactures warranty.					
3 Interest @18% p.a charge on delay payment					
4 Subject to Delhi Jurisdiction only.					

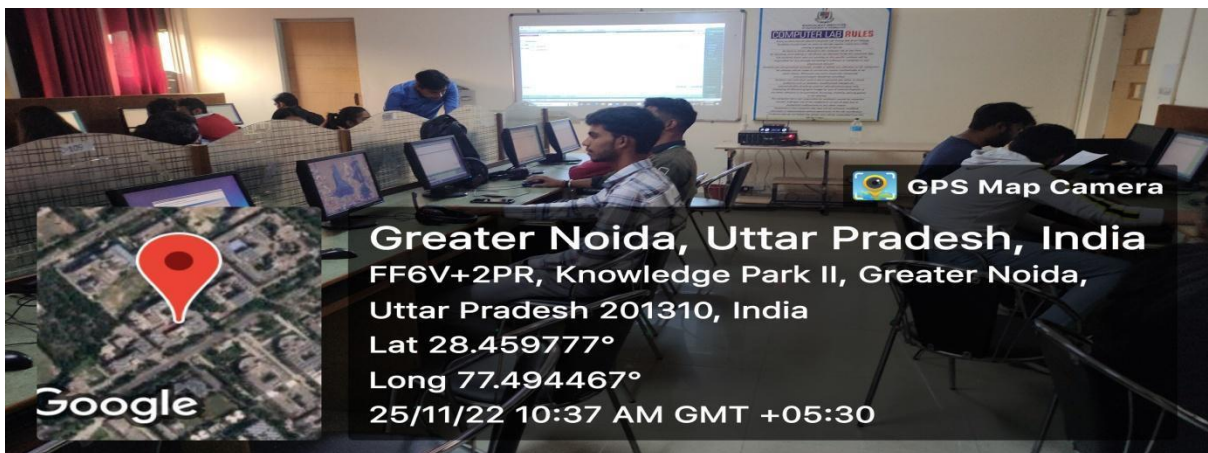
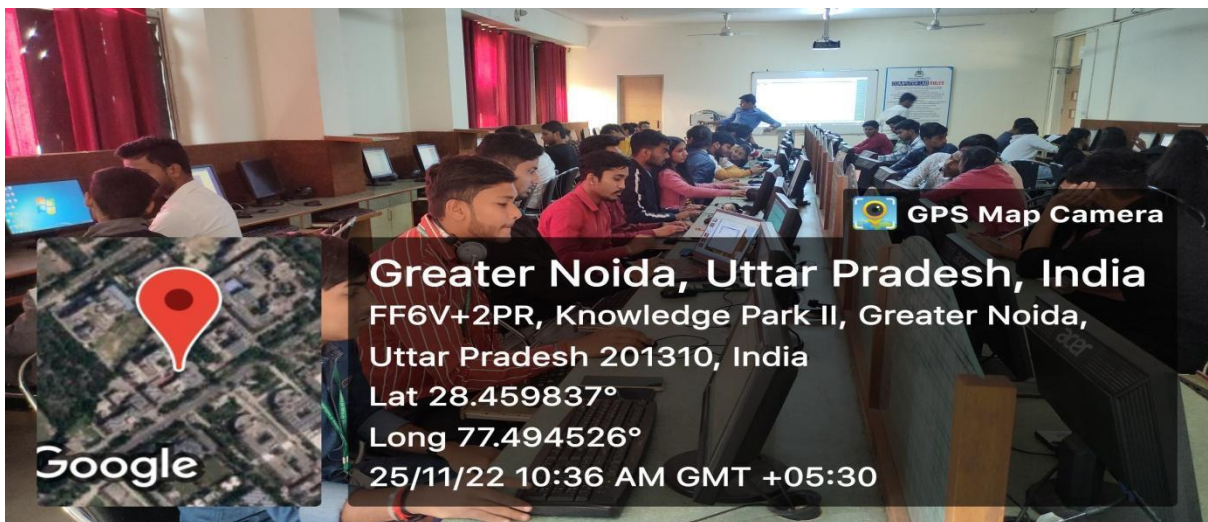
Q10. Record the following transaction in tally.

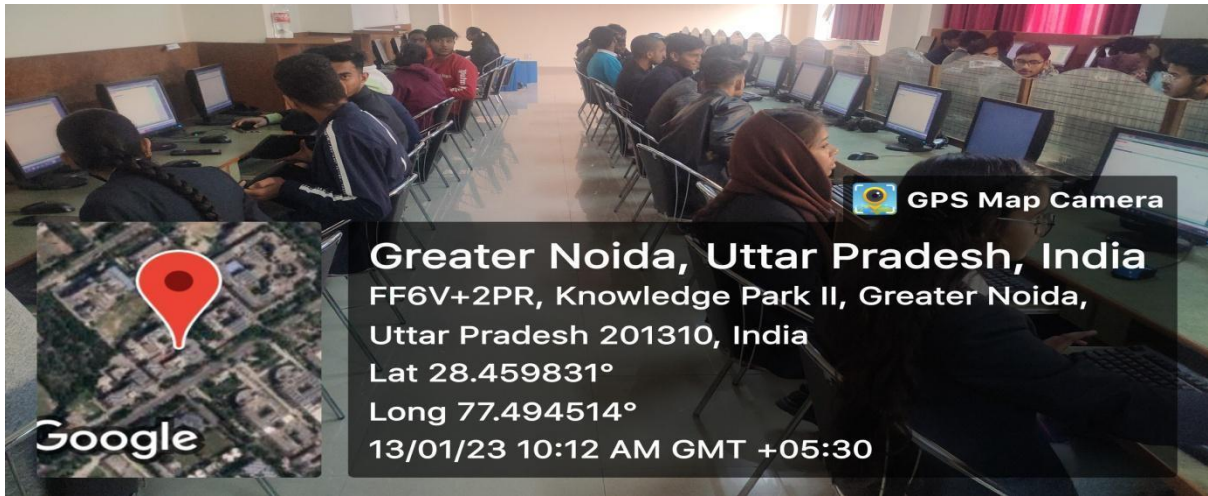
10

Rent Bill	
April 2020	
Landlord Name : Mr. India	
Bill No - 45 Dated 01.04.2020	
Rent Amount	50000/-
Add CGST @ 9%	4500/-
Add SGST @9%	4500/-
Total Amount	59000/-



Glimpses





GPS Map Camera

Greater Noida, Uttar Pradesh, India

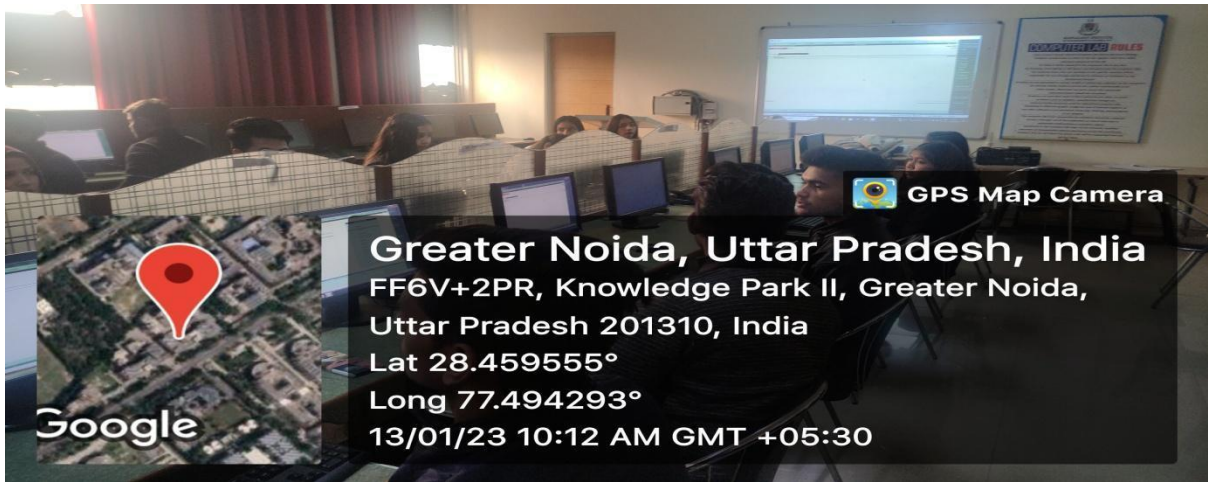
FF6V+2PR, Knowledge Park II, Greater Noida,
Uttar Pradesh 201310, India

Lat 28.459831°

Long 77.494514°

13/01/23 10:12 AM GMT +05:30

Google



GPS Map Camera

Greater Noida, Uttar Pradesh, India

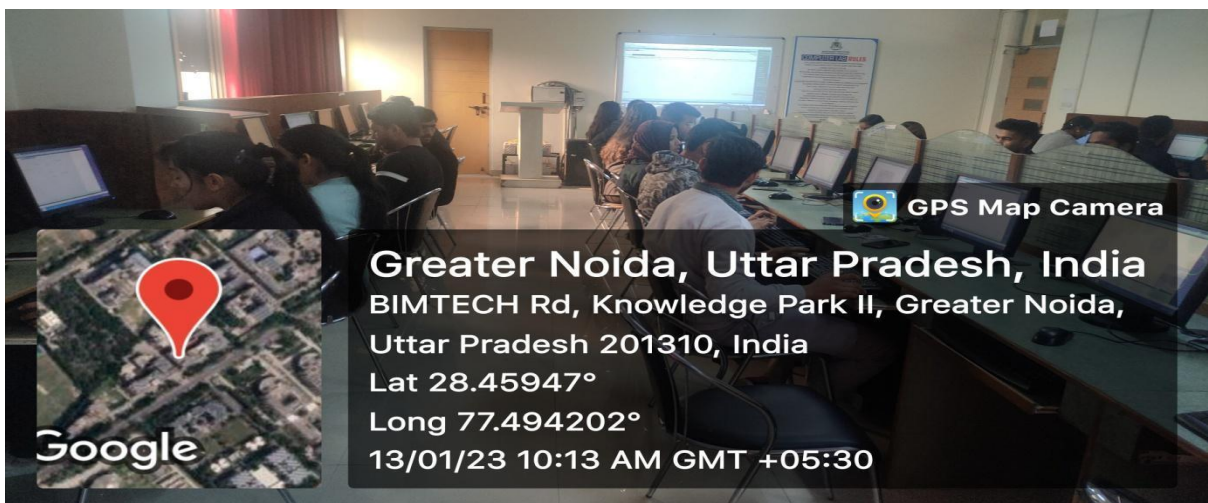
FF6V+2PR, Knowledge Park II, Greater Noida,
Uttar Pradesh 201310, India

Lat 28.459555°

Long 77.494293°

13/01/23 10:12 AM GMT +05:30

Google



GPS Map Camera

Greater Noida, Uttar Pradesh, India

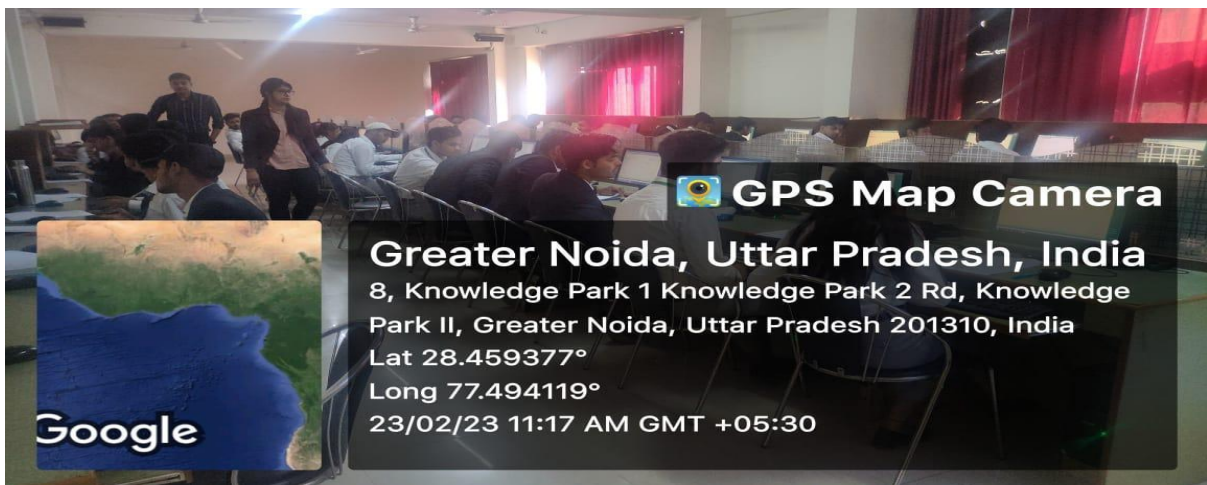
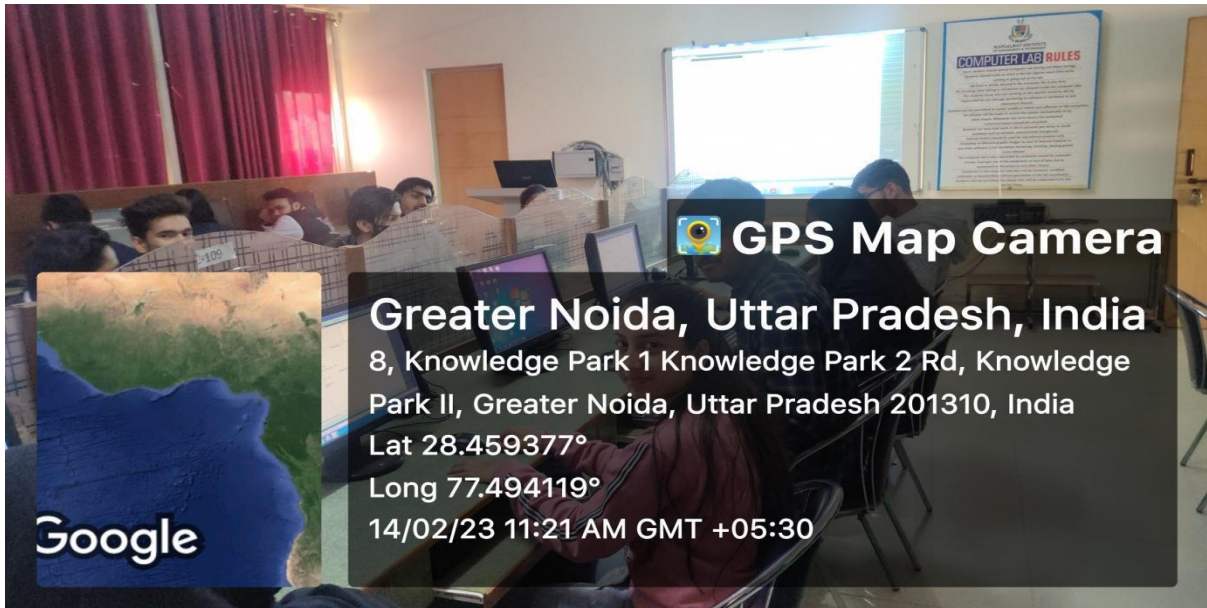
BIMTECH Rd, Knowledge Park II, Greater Noida,
Uttar Pradesh 201310, India

Lat 28.45947°

Long 77.494202°

13/01/23 10:13 AM GMT +05:30

Google





Certificate



SAMPLE ASSESSMENT



MANGALMAY INSTITUTE OF MANAGEMENT & TECHNOLOGY

Plot No. 9, Knowledge Park-II, Greater Noida (U.P.)

INTERNAL EXAMINATIONS

Invigilator's Signature : 

Date : 22/03/2023

Course : B.Com. Branch : MIMT G.N. Noida.

Marks Scored : 82

Roll No. : 210999303045

Max. Marks : 100

Name : Mantasha

Subject : Computer (MS) Certification

Checked by :

Subject Code : ~~Genific~~ V001001

Addl. Copies Used :

Marks Obtained													Max Marks	
Q	1	2	3	4	5	6	7	8	9	10	11	12		
a														
b														
c														
d														
e														
f														
g														
h														
i														
j														
Total														Total Max Marks
														Total Marks Obtained in Words

Start writing from below ↓

- (A) Microsoft office suite
- (B) Cell
- (C) My document
- (D) Press shift + ~~F7~~
- (E) view how trip document will appear when printed
- (F) An Application that supports editing scanned document
- (G) Alt + ~~FA~~
- (H) Cut



- I) Home page ✓
J) value ✓
Q
A) Central Processing unit
B) Hardware ✓
C) Memory ✓
D) keyboard ✓
E) C shift ✓
F) Monitor ✓
G) Hard copy ✓
H) Arithmetic Logical unit ✓
I) Fifth generation ✓
J) Utility programme ✓

32

Q4. No. worksheet -

What is the difference among Count, Counta and Countblank.

Count :- Count How many cells in numeric a range contain numeric data in a numbers

COUNTA :- Counts how many populated cells in a range (i.e. not blank)

Countblank :- Counts How many blank cells in a range (i.e. blank)



difference by diagram.

Sl. No.	Student	Mark.			
1	Nikita	15			
2	Deepak	4			
3	Ruchi	3			
4	Lavisha	2			
5	Mahab	1			
6	Sagar				
7	Nimmi				
8	Nimit	Yes			
9	Rajan	Ab			
10	Meena	Ab			

COUNT :- $f(x) = \text{COUNT}(B2, B10) = 5$

COUNTA :- $f(x) = \text{COUNTA}(B2, B10) = 3$

COUNTBLANK :- $f(x) = \text{COUNTBLANK}(B2, B10) = 2$

Formulas of SUM, AVERAGE, MINIMUM, MAXIMUM

① SUM = $\text{Sum}(\text{value}_1, \text{value}_2)$

② Average = $\text{Avg}(\text{value}_1, \text{value}_2)$

③ Minimum = $\text{Min}(\text{value}_1, \text{value}_2)$

④ Maximum = $\text{Max}(\text{value}_1, \text{value}_2)$



~~Secondary data memory :- Secondary memory
is used to external memory
which is used to store data in
a large scale.~~

(3) Accuracy:-

PIVOT TABLE :- It is a summary
of data which can be pick
from one place to another or from
one table to another table.



Q6 Ans POWERPOINT:- Powerpoint based presentation on based on program it is used videos and graphs to make presentation interactive and interesting its called PPT. it is strong to define anything ~~it is most use~~ by videos, audios, and explanation.

Features of powerpoint

- ① Slide Layout - Multiple options and layouts also available which are based on presentation can be created. This option is available under the "Home" section.
- ② ~~Insert~~ Slide design - Clipart, audios, videos etc. Ms powerpoint has various themes using background, color and design and texture can be added to a slide. This features can be added using "design" category mentioned on the home page of Ms Powerpoint.



Secondary memory :- Secondary memory it is used to external memory which is used to store data in a large scale

(3) Accuracy :- Computer can accurate calculation 99.1% of calculation.

(4) Diligence :- Computer never stop working but human have a capacity of work but computer have not any capacity computer work with non stop.

Speed.

(5) Memory ← Characteristics → Diligence
↓
Accuracy

(3) MS word :- MS word is a application based software in which we written any type of paragraph or a logical with the help of software. In computer and creates a attractive presentation in tangible or intangible form it means we create document also of it



Main Components of Ms. word

- ① Accuracy.
- ② Reliable
- ③ Time Saving.
- ④ memory
- ⑤ Consistency.

These are the such components of a MS word.

These are very helpful to create a topic or paragraph and it also time saving.

⑤A. VLOOKUP :- refers to the vertical look up

~~INDEX MATCH~~ :- The formula of VLOOKUP is
(A:3, F10)

INDEX MATCH :- It refers to the combine averages or range of two different matches

Index Match (A:2, E103)



Primary Memory

Secondary Memory

9